



ITSUITSFASHION

---

User Story

## TABLE OF CONTENT

Table of content .....	2
1 Style .....	4
1.1 Product variants .....	4
1.2 Cups and length sizes .....	6
1.3 Picture per color .....	7
1.4 Sales prices .....	7
1.5 Style import .....	7
2 Season Collection .....	8
2.1 Season collection .....	8
2.2 Carry over .....	9
3 Matrix .....	10
3.1 Document entry by matrix .....	10
3.2 Posted documents and matrix .....	11
3.3 Inventory by matrix .....	11

#### COPYRIGHT

No part of this document may be reproduced and/or published in any form or by any means, without the prior written permission of Total Concept Group B.V. This document can be changed by Total Concept Group B.V. without notice. Total Concept Group B.V. accepts no liability for the examples and the procedures described in this document or for any damage whatsoever resulting from using this document.

© Copyright Total Concept Group B.V.

# 1 STYLE

## 1.1 PRODUCT VARIANTS

In the fashion and sportswear industry products can have a substantial amount of variants because of the colors, sizes and cups or length sizes. To manage all these different variants in an easy and efficient way, you use the style master. In the style you define the size rang and colors. These dimensions together make the matrix. The matrix is available through the whole system.

Styles do have colors and sizes. The sizes are defined in a size range. Color codes need to be defined in a basic data table. The color description can be changed on Style level. For example: it's possible that, in the fashion industry, a color code 405 has the description "Sky blue" in one season and "Cloud blue" in another season. The item variant inherited the description from the style and not from the color basic data table.

STYLE | WORK DATE: 12-1-2020

SW100650 · Sweater LVME

Sales Prices & Discounts Availability Navigate

**General**

No. SW100650 Base Unit Of Measure PCS  
 Description Sweater LVME Size Range Code XS-XL  
 Description 2 Item Template Code SWEATER  
 Use Cups/Length None

**Purchase** 30000

**Finance** 19.95 39.95 89.95

**Style Colors**

Style Color

Color Code #	Color Description	Material Code	Material Description	Composition Code	Composition Description
493	dark blue	DOUBLE KNIT	Double knit	95COSEA	95% Cotton 5% Elastan
→ 530	fuchsia	DOUBLE KNIT	Double knit	95COSEA	95% Cotton 5% Elastan

**Style Sizes**

**Style Items**


**Style Item Variants**

Style Item Variants

**Season Collection Colors**

Season Collection Code #	Color Code #	Color Description
SP20-3	493	dark blue
SP20-4	493	dark blue
SP20-4	530	fuchsia

**Style Color Picture**



530 fuchsia

In the fashion and sportswear industry, it's common that on color level the material can differ. The materials need to be defined in basic data tables. Besides the material, the composition can also be defined on color level. The composition code can be defined in a basic data table. It can happen that colors do have the same material code but differ in composition on color level. A good example for this is a jersey knit. Solid colors can have a composition of 100% cotton and a grey heather has a composition of 95% cotton and 5% polyester.

STYLE ← + 🗑️ ✓ SAVED 🔗 🔍

## TS100602 · T-shirt Dante 6

Sales Prices & Discounts Availability Navigate

**General** > TS100602 T-shirt Dante 6 None XS-XL

**Purchase** > 30000

**Finance** > 8,95 19,95 45,95

**Style Colors**

Style Color >

Color Code ↑	Color Description	Material Code	Material Description	Composition Code	Composition Description
100	black	JERSEY	Jersey	100CO	100% Cotton
→ 900	white	JERSEY	Jersey	100CO	100% Cotton
189	grey heather	JERSEY	Jersey	95COSEA	95% Cotton 5% Elastan

**Style Sizes** >


**Style Items** >

**Style Item Variants**

**Season Collection Colors** >

Season Collection Code ↑	Color Code ↑	Color Description
NOOS	100	black
NOOS	900	white
SP20-4	900	white

**Style Color Picture** >



900 white

The style master can be filled in a structured way. Therefore, you may not forget to fill important fields.

When you finish filling in the style, the variants are created and are ready to be sold.

For the style number, 10 positions are available and for the color code 5 positions.

When filling all fields and creating the variants, in the background the following has been created; standard items (the items consists the style), item variants (these are the sizes), SKU on location level (which helps to have a unit cost on size/location level) and purchase prices.

Based on the vendor and filled purchase price, the purchase price table is filled.

STYLE ← + 🗑️ ✓ SAVED 🔗 🔍

## SW100650 · Sweater LVME

Sales Prices & Discounts Availability Navigate

**General** > SW100650 Sweater LVME None XS-XL

**Purchase** > 30000

**Finance** > 19,95 39,95 89,95

**Style Colors** >

**Style Sizes** >

**Style Items** >

**Style Item Variants**


Style Item Variants >

Item No.	Code	Description	Color Description
SW100650-493	M	Sweater LVME	dark blue
→ SW100650-493	L	Sweater LVME	dark blue
SW100650-493	XL	Sweater LVME	dark blue
SW100650-530	XS	Sweater LVME	fuchsia
SW100650-530	S	Sweater LVME	fuchsia
SW100650-530	M	Sweater LVME	fuchsia
SW100650-530	L	Sweater LVME	fuchsia
SW100650-530	XL	Sweater LVME	fuchsia

**Season Collection Colors** >

Season Collection Code ↑	Color Code ↑	Color Description
SP20-3	493	dark blue
SP20-4	493	dark blue
SP20-4	530	fuchsia

**Style Color Picture** >



493 dark blue

## 1.2 CUPS AND LENGTH SIZES

Besides the colors and sizes, there is an option to have a second size indication: ups or length sizes. On the style master you can indicate where a style has an extra size dimension in the matrix. The available options are “Cups” and “Length size”. The Cup and length size can be defined in basic data tables. For the cup and length sizes, code 3 position is available. Cup sizes are used in the bodywear industry and length sizes are used for jeans and trousers. When you select one of the options, an extra tab on the style master is available. Here you can define which extra size indications are available for the style. After defining the extra size and all fields are filled you can create the item variants. In the background the following has been created: standard items (the items consists the style, color and cup or length size), item variants (these are the sizes), SKU on location level (which helps to have a unit cost on size/location level) and purchase prices. Based on the vendor and filled purchase price, the purchase price table is filled.

STYLE | WORK DATE: 12-1-2020

TR20211003 · Trouser

Sales Prices & Discounts   Availability   Navigate

**General**

No.	TR20211003	Base Unit Of Measure	PCS
Description	Trouser	Size Range Code	34-42
Description 2		Item Template Code	STYLE-BT
Use Cups/Length	Length		

**Purchase** > 30000

**Finance** > 12,95   33,95   69,95

**Style Colors**

Style Color v

Color Code ↑	Color Description	Material Code	Material Description	Composition Code	Composition Description
→ 100	black	TWILL	Twill	100VI	100% viscose
910	off white	TWILL	Twill	100VI	100% viscose

**Style Lengths**


Style Lengths v

Length Code ↑	Length Description
→ 30	30
32	32

**Season Collection Colors** v

Season Collection Code ↑	Color Code ↑	Color Description
SP20-3	100	black
SP20-3	100	black
SP20-4	100	black
SP20-4	910	off white

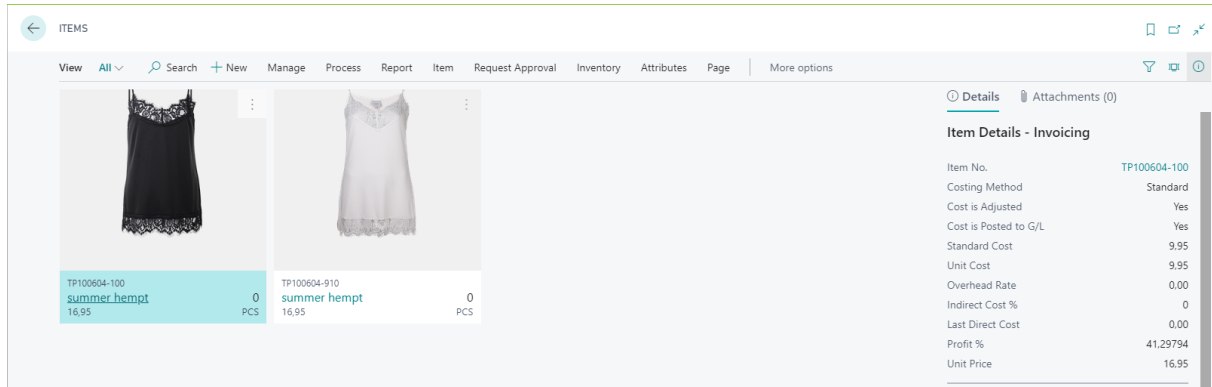
**Style Color Picture** v



100 black

### 1.3 PICTURE PER COLOR

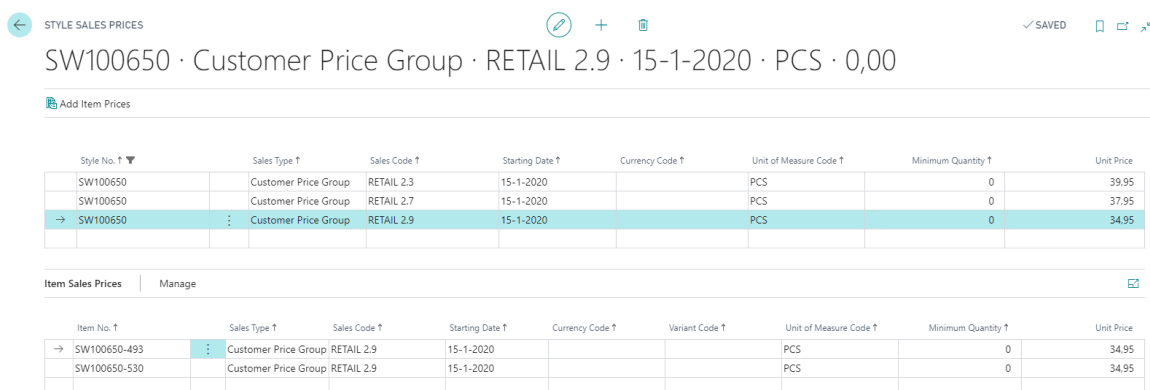
When you are in the Style master you have the option to import a picture per color. The pictures are copied to the linked items, which means when you are using cups all items of the same color will have the same picture.



### 1.4 SALES PRICES

In the fashion and sportswear industry, it's quite common that retailers do have different retail price points.

A retail price point is the margin calculation between the whole sale price and the retail list price. This means that the margin and therefore the whole sale price, of a retailer can differ. Besides this it's also possible to have different price lists per country, for example based on the country's currency. It's possible to maintain the whole sale price and retail list price for all the item variants of a style, when you are in the Style master.



### 1.5 STYLE IMPORT

Fashion, sportswear distributors and agents often get the style information from the suppliers. It's common to get the information in an Excel sheet. Therefore, there is an option in itSuitsFashion to use the style Excel import to create the styles. The Excel import is in a default template. When you want to receive the template please [contact us](#).

## 2 SEASON COLLECTION

### 2.1 SEASON COLLECTION

In the fashion and sportswear industry it's common to combine styles into season collections. You can define as many season collections you wish.

In the season collection lines you select the styles and colors. When you have a style which consists cups or length sizes you also need to select these. You have also the possibility to select the shipping window for the style. The shipping window is the time frame within which the goods are delivered to the retailers.

SEASON COLLECTION | WORK DATE: 12-1-2020 ✓ SAVED

SP20-4 : Spring summer delivery 4

---

**Season Collection**

Code ..... SP20-4 ..... Brand Description ..... My Brand

Description ..... Spring summer delivery 4 ..... Blocked .....

Brand Code ..... MY-BRAND

---

**Totals**

Style Count ..... 7 ..... Item Category Count ..... 6

Color Count ..... 5

---

Season Collection Lines | Manage

Style No. ↑	Style Description	Color Code ↑	Color Description	Cups/Length Code ↑	Item No.	Item Category Code	Shipping Window	Material Code	Composition Code	Composition Description	Fit Sample Date	Salesman Sample Date	Drop
→ BL20201378	Blouse	900	white		BL20201378-900	TOPS	SP20-4	PLAINWAVE	100VI	100% viscose			<input type="checkbox"/>
SK100303	Skirt	100	black		SK100303-100	SKIRT	SP20-4	NAP LEATHER					<input type="checkbox"/>
SW100650	Sweater LVME	493	dark blue		SW100650-493	SWEATER	SP20-4	DOUBLE KNIT	95CO5EA	95% Cotton 5% EL...	3-12-2019	3-1-2020	<input type="checkbox"/>
SW100650	Sweater LVME	530	fuchsia		SW100650-530	SWEATER	SP20-4	DOUBLE KNIT	95CO5EA	95% Cotton 5% EL...	5-12-2019	3-1-2020	<input type="checkbox"/>
TP100604	summer hempt	910	off white		TP100604-910	TOPS	SP20-4	PLAINWAVE	100VI	100% viscose	6-12-2019	3-1-2020	<input type="checkbox"/>
TR100307	Trouser 7/8	100	black		TR100307-100	TROUSER 7-8	SP20-4	NAP LEATHER	LEATHER	leather	2-12-2019	6-1-2020	<input type="checkbox"/>
TR20211003	Trouser	100	black		TR20211003-100-...	BOTTOMS	SP20-4	TWILL	100VI	100% viscose	6-12-2019	6-1-2020	<input type="checkbox"/>
TR20211003	Trouser	910	off white		TR20211003-910-...	BOTTOMS	SP20-4	TWILL	100VI	100% viscose	5-12-2019	6-1-2020	<input type="checkbox"/>
TS100602	T-shirt Dante 6	900	white		TS100602-900	T-SHIRT	SP20-4	JERSEY	100CO	100% Cotton		8-1-2020	<input type="checkbox"/>

In the season collection, you do have the possibility to manage your product development phases. The following fields are available: fit sample date and salesman sample dates. Both fields are reflected in the itsuitsfashion profile. This way, you can monitor how many fitting samples and salesman samples are received.

## 2.2 CARRY OVER

It's possible to have one style and color combination in multiple season collections. This is useful when a style color is a bestseller and it's desirable to sell the style color for another season. The season collection makes it possible to have carry over styles without losing historical data. This also gives you the possibility to sell NOOS (never out of stock) styles within a season and register them as part of the seasonal turnover.

STYLE | WORK DATE: 12-1-2020

SW100650 · Sweater LVME

Sales Prices & Discounts   Availability   Navigate

**General >**   SW100650   Sweater LVME   None   XS-XL

**Purchase >**   30000

**Finance >**   19.95   39.95   89.95

**Style Colors >**

**Style Sizes >**


**Style Items >**

**Style Item Variants >**

**Season Collection Colors >**

Season Collection Code ↑	Color Code ↑	Color Descriptive
SP20-3	493	dark blue
SP20-4	493	dark blue
SP20-4	530	fuchsia

**Style Color Picture >**



493 dark blue

### 3 MATRIX

#### 3.1 DOCUMENT ENTRY BY MATRIX

In the fashion and sportswear industry, the seasonal purchasing process quite often takes place after a pre-sales period. To distinguish the pre-sales orders and other orders, for statistical purposes, an order type can be selected. Other order types can be ordered directly from stock. In the sales header, the order type and order origin can be selected. The order origin indicates how the order did come in for example via telephone, e-mail, fair or a visit of the retailer. For the seasonal orders it's advised to enter the season collection in the header of the sales order. The season collection will function as pre-defined filter on the styles. It's also possible to select the season collection within the matrix.

When you open the matrix, you can select the styles in this season's collection. In the matrix part you can enter the quantities. In the middle you can select a statistic which you want to see within the matrix. For example, when you enter a direct order the information of "inventory – sales" gives you upfront inside information on the stock level. Unnecessary stock warnings can be avoided. The advantage of selecting the styles within the matrix is that you don't need to leave the matrix to select the next style.

STYLE MATRIX | WORK DATE: 12-1-2020 ✓ SAVED

TS100602 · T-shirt Dante 6

Season Collection Code ↑	Style No. ↑	Customer Reference
→ N00S	TS100602	
SP20-4	SK100303	
SP20-4	SW100650	
SP20-4	TP100604	
SP20-4	TR100307	


**Matrix**

Location Code ..... CW ..... Statistics ..... Inventory - Sales

**Colors and sizes**

Item No. ↑	Color Code	Color Descript...	Unit of Mea... Code	Total	XS	S	M	L	XL					
TS100602-100	100	black	PCS	67	12	-12	10	-10	14	-14	15	-15	16	-16
→ TS100602-900	900	white	PCS	62	10	-10	10	-10	16	-16	16	-16	10	-10

Style Color Picture ▾



900 white

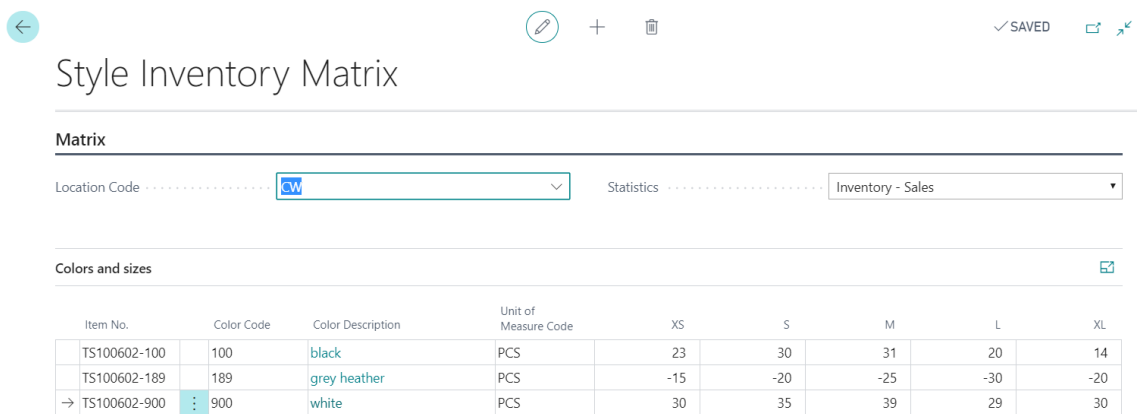
The matrix can be found in the following documents: sales order, sales invoice, sales credit memo, purchase order, purchase invoice and purchase credit memo.

### 3.2 POSTED DOCUMENTS AND MATRIX

Besides on the unposted documents, the matrix is also available on the posted documents. You can find the matrix on the following posted documents: posted sales shipments, posted sale invoices, posted sales credit memo's, posted purchase receipts, posted purchase invoices, posted purchase credit memos.

### 3.3 INVENTORY BY MATRIX

The inventory of a style can be viewed in a matrix, this way you have a clear overview of the inventory of multiple SKU's. In the matrix, you have the option to select different statistics (inventory, Positive Adjustment (Qty), Negative Adjustment (Qty), qty on purchase order, qty on sales order, inventory – sales + transfer, availability and inventory – sales.



The screenshot shows the 'Style Inventory Matrix' interface. At the top, there are navigation icons (back, edit, add, delete) and a 'SAVED' status. Below the title, there are two dropdown menus: 'Location Code' (set to 'CW') and 'Statistics' (set to 'Inventory - Sales'). Underneath, there is a section for 'Colors and sizes' with a refresh icon. The main part of the interface is a table with the following data:

Item No.	Color Code	Color Description	Unit of Measure Code	XS	S	M	L	XL
TS100602-100	100	black	PCS	23	30	31	20	14
TS100602-189	189	grey heather	PCS	-15	-20	-25	-30	-20
→ TS100602-900	900	white	PCS	30	35	39	29	30